



FACT Sheet

Orange County Public Works Department • 4200 S. John Young Parkway • Orlando, Florida 32839

Ten Ways To Help Prevent Flooding In Your Neighborhood

1. Do not dump household waste into streams, ditches, ponds or stormwater pipes.

Common household waste such as grease and paper items can accumulate and clog our stormwater pipes and ditches and decrease the effectiveness and introduce pollution to our streams and ditches.



2. Do not block pipes and inlets.

Blocking inlets and pipes with concrete, blocks, sandbags, or rocks eliminates the ability of the structures to remove water runoff from a site and as a result, flooding occurs.

3. Do not place large trash items in ditches and ponds.


Properly disposing of car parts, tires, and old furniture ensures they can not reduce the ability of ditches and ponds to treat and remove water runoff. It also ensures our water stays free of pollution.

4. Do not develop or improve flood hazard areas.

Flood hazard areas are historically known areas that accumulate large rainfalls and helps keep other areas free of flooding. Filling, grading or any construction in flood hazard areas can decrease its ability to function as a natural barrier against flooding.

5. Do not blow grass clippings into the street.

Grass clippings can wash down the storm inlets and clog the pipes, preventing water from moving through the system. Grass clippings are a great natural fertilizer and should be blown onto your lawn.




6. Ensure drainage structures remain clean & clear.

Drainage structures help keep your environment free of flooding in your subdivision or home area. If you notice debris buildup, ALWAYS contact your homeowner's association or Orange County to alert them to the problem. Regular maintenance ensures the system functions properly to decrease flooding.


7. Report Illegal Dumping.

Improper disposal of household items pollutes our environment and can directly affect flooding. Please report any illegal dumping to the proper authorities.



8. Keep trash and recycle bins off curb.

Winds can blow loose trash and empty containers onto the curb and into inlets. Keeping trash and recycle bins off the curb decreases the chance of unwanted items finding their way into the stormwater system and causing flooding.



9. Make sure the ground slopes away from your home.

Land within ten feet of your home should slope away from your house. This ensures your home has a good chance of not being damaged due to localized flooding.

10. Don't fill in swales and ditches on your property.

Drainage swales and ditches convey ground water away your home or from roads. Filling in these depressed areas eliminates their ability to effectively reduce flooding.

